


RTD Input

**Slim, 12.5 mm wide,
DIN-rail enclosure**

- Solder jumpers for
 - Span • Zero
 - Upscale / Downscale • 4~20 mA / 20~4 mA
- Multirange :
 - 8 SPAN ranges, 25 to 600 C° / 45 to 1080 F°
 - 4 ZERO ranges, -100 to +70 °C / -148 to +158 °F
- Accurate : 0.1% temperature linear 4~20 mA output
- 6.5 V loop drop allows 800 Ω load @ 24 V DC
- Upscale / downscale selectable sensor break detection
- 4~20 mA or 20~4 mA selection
- ON LED shows state
- Pt50, Pt200, Pt500, Pt1000 on request



SCC621 is a DIN rail mounted high performance, “all-in-one” 2-wire temperature transmitter. Its high reliability industrial design offers some rare functions, e.g. 4~20 mA or 20~4 mA selection.

SCC621 with Pt100 input is adjustable for 8 overlapping ranges in °C or °F and gives a temperature linear output. All selections are made by solder jumpers. ‘Fine’ ZERO/SPAN potentiometers are provided for calibration.

The product design gives easy access to terminals & adjustments.

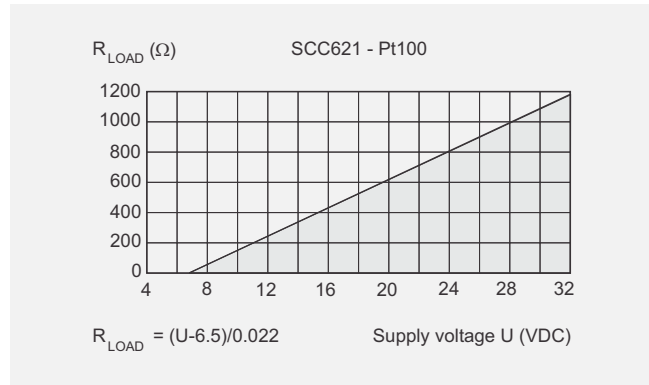
Specifications

Specifications & features are subject to change without notice. All specifications at ambient of 25 °C, unless specified otherwise.

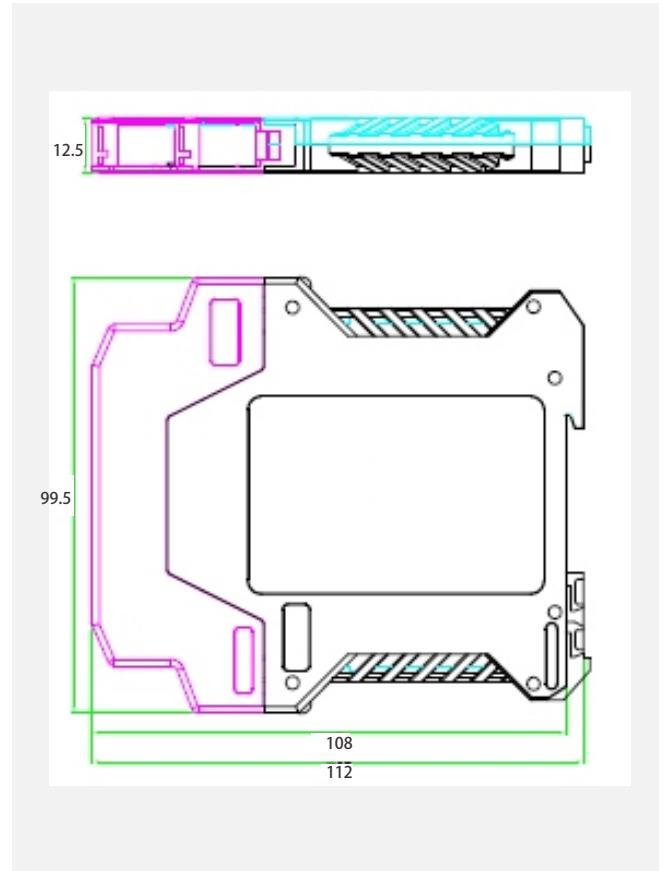
<p>INPUT Input type</p> <p>Sensor current Other input types</p> <p>MONITORING Sensor break detection, selectable ON LED</p> <p>ADJUSTMENTS Zero selection</p> <p>Zero, fine adjustment Span selection</p> <p>Span, fine adjustment</p> <p>OUTPUT Current, selectable Linearity Current limit Permissible load</p>	<p>Pt100 ($\alpha = 0.00385$), 3-wire connection (IEC 60751, DIN 43760) 0.3 mA Pt50, Pt200, Pt500, Pt1000 on request</p> <p>Upscale ~ 25 mA, Downscale ~ 3 mA Provided</p> <p>-100 to +70 °C (-148 to +158 °F) in 4 overlapping ranges (see table below) $\pm 10\%$ 25 to 600 C° (45 to 1080 F°), 8 overlapping ranges (see table below) $\pm 10\%$</p> <p>4~20 mA, 20~4 mA Temperature linear ~25 mA 800 Ω @ 24 VDC, 22 mA</p>	<p>ACCURACY Linearity & calibration Temperature effect on accuracy Supply voltage / load effect</p> <p>POWER SUPPLY Supply voltage</p> <p>ENCLOSURE Material Dimensions Mounting</p> <p>Connection, single/ stranded wires Weight</p> <p>TEMPERATURE, HUMIDITY Ambient, storage Ambient, operation Relative humidity</p>	<p>$\pm 0.1\%$ of span $\pm 0.5\%$ of span / 25 C° $\pm 0.6\%$ of span / 50 F° $\pm 0.002\%$ of span / V</p> <p>6.5 to 32 VDC</p> <p>Nylon 6 (PA66) 100(H) x 12.5(W) x 114(D) mm Snap on for 35 mm DIN rail to DIN 46277 $\leq 2.5 \text{ mm}^2$, AWG 14 70 grams</p> <p>-20 to +85 °C (-5 to +185 °F) -20 to +55 °C (-5 to +160 °F) 0 ~ 95%</p>
---	--	--	---

RTD Input

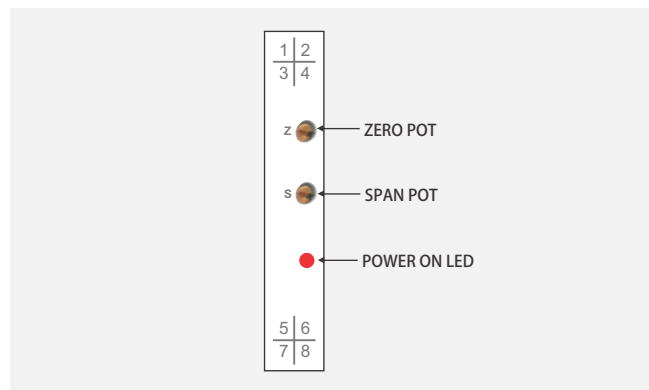
Output Load



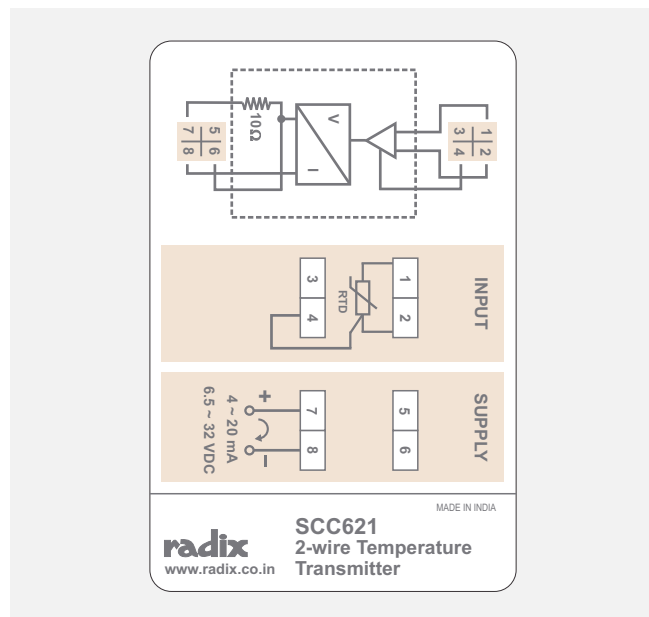
Enclosure



Front Panel



Connection Diagram



Ordering Information

2452 - □ - □ - □
A B C

Product code	A	* Input Type	B	Unit	C	Output type
2452	1	Pt100	1	°C	1	4~20 mA
	2	Pt50	2	°F	2	0~20 mA
	3	Pt200				
	4	Pt500				
	5	Pt1000				

* Please specify input range

Low Scale	Hi Scale
-----------	----------

Example

Order code for 50~400 °C, Pt100, 4~20mA o/p = **2452-1-1-1**

Low Scale	Hi Scale
50	400

Note : When input range (low scale & hi scale) is specified in the order, the calibration will be done for this range before despatch. The user can change the range using suitable calibration equipment.

OTHER ENQUIRIES