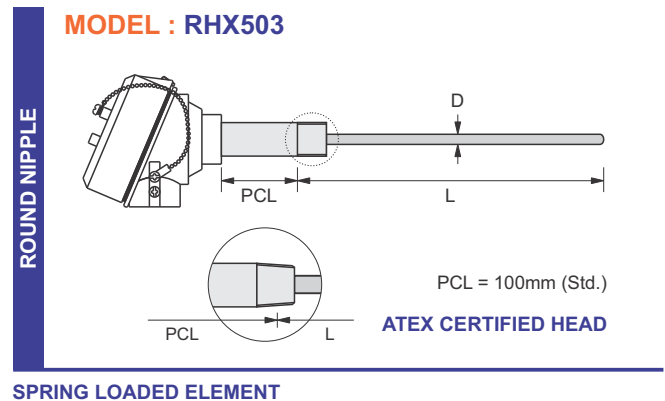
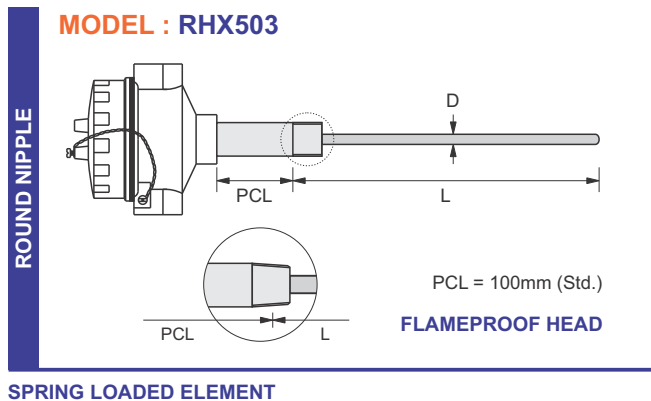


MINERAL INSULATED RTD WITH FLAMEPROOF TERMINAL HEAD

- Bendable sheath
- -50 to 400°C range
- Lengths upto 40 meters
- Termination : Flameproof aluminium head for gas group IIB
- SS316L sheath material
- 1/2" NPT (F) cable entry for Flameproof & M20 for ATEX heads
- All spring loaded assemblies should be used with thermowell

- Elements are terminated into nickel plated brass terminals mounted on high purity ceramic terminal block mounted on spring loaded stainless steel disc
- Spring loading protects ceramic terminal block from damage due to impact and vibrations. It ensures proper contact at the hot end inside the thermowell in RTD-thermowell assemblies



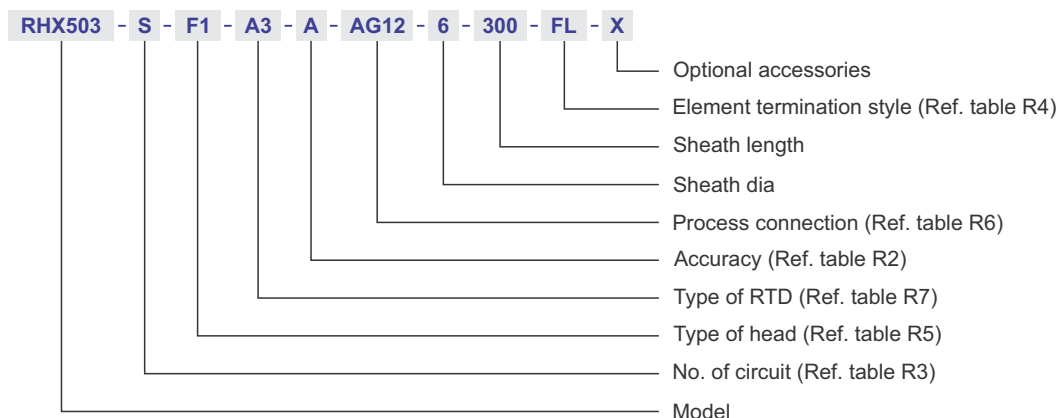
SPECIFICATIONS

	RHX503
Element	Pt-100, 3-wire
Accuracy	Class A / Class AA / Higher
Range	-50 to 400°C
Insulation	MgO
Wetted parts MOC	SS316L (1.4404)
Sheath diameter	6mm (standard) / 8mm / 10mm / 12mm
Sheath length	Upto 40 meter
Termination	FLP die-cast aluminum head with threaded cap & chain, single cable entry

OPTIONAL

- Dual Cable entry for IIB & IIC FLP heads
- Flameproof double compression glands
- Polyamide cable gland, ATEX certified
- Head mounted transmitters
- Connecting cables
- Flameproof terminal heads for gas group IIC
- ATEX / IECEx certified terminal heads
- SS304 / SS316 heads

HOW TO ORDER



Abbreviations : D - Sheath Dia, L - Insertion Length, PCL - Process Connection Length

All dimensions are in mm, unless otherwise specified.

PC MOC

TABLE R1

CODE	TYPE	THREAD	MOC	CODE
A	SS304	1/4" BSP / G1/4"	SS304	ABP14 / AG14
C	SS316		SS316	CBP14 / CG14

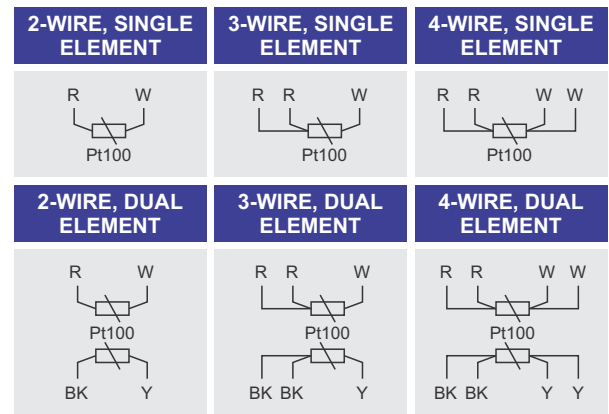
PROCESS CONNECTION

TABLE R6

THREAD	MOC	CODE
1/4" BSP / G1/4"	SS304 SS316	ABP14 / AG14 CBP14 / CG14
3/8" BSP / G3/8"	SS304 SS316	ABP38 / AG38 CBP38 / CG38
1/2" BSP / G1/2"	SS304 SS316	ABP12 / AG12 CBP12 / CG12
3/4" BSP / G3/4"	SS304 SS316	ABP34 / AG34 CBP34 / CG34
1/4" NPT	SS304 SS316	AN14 CN14
3/8" NPT	SS304 SS316	AN38 CN38
1/2" NPT	SS304 SS316	AN12 CN12
3/4" NPT	SS304 SS316	AN34 CN34

CIRCUIT DIAGRAM

TABLE R8



ACCURACY

TABLE R2

CODE	TYPE
A	Class A (1/2 DIN)
Y	Class AA (1/3 DIN)
K	Class 1/5 DIN
B	Class B (DIN)

NO. OF CIRCUITS

TABLE R3

CODE	TYPE
S	Single element
D	Dual element

TERMINATION

TABLE R4

CODE	TYPE
FL	Flying leads
TB	Terminal block

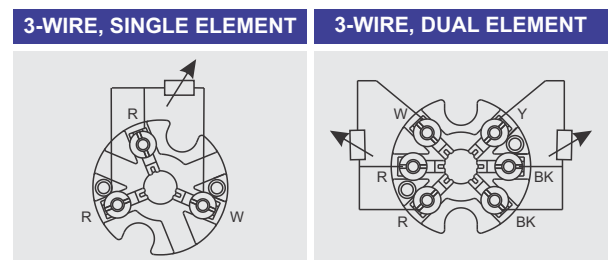
TYPE OF RTD

TABLE R7

CODE	CONNECTION
A3	Pt100, 3 wire
A4	Pt100, 4 wire
B3	Pt500, 3 wire
C2	Pt1000, 2 wire

TERMINAL BLOCK

TABLE R9



OPTIONAL ACCESSORIES

TABLE R10

CODE	ITEM
A	Head mounted transmitter Model - TX1HM
B	Head mounted transmitter Model - SCC 641
PN12	Polyamide gland, 1/2"NPT

TERMINAL HEADS

TABLE R5

